



# Paragon 8.5 Release Enhancements

September 2024

## Paragon Features

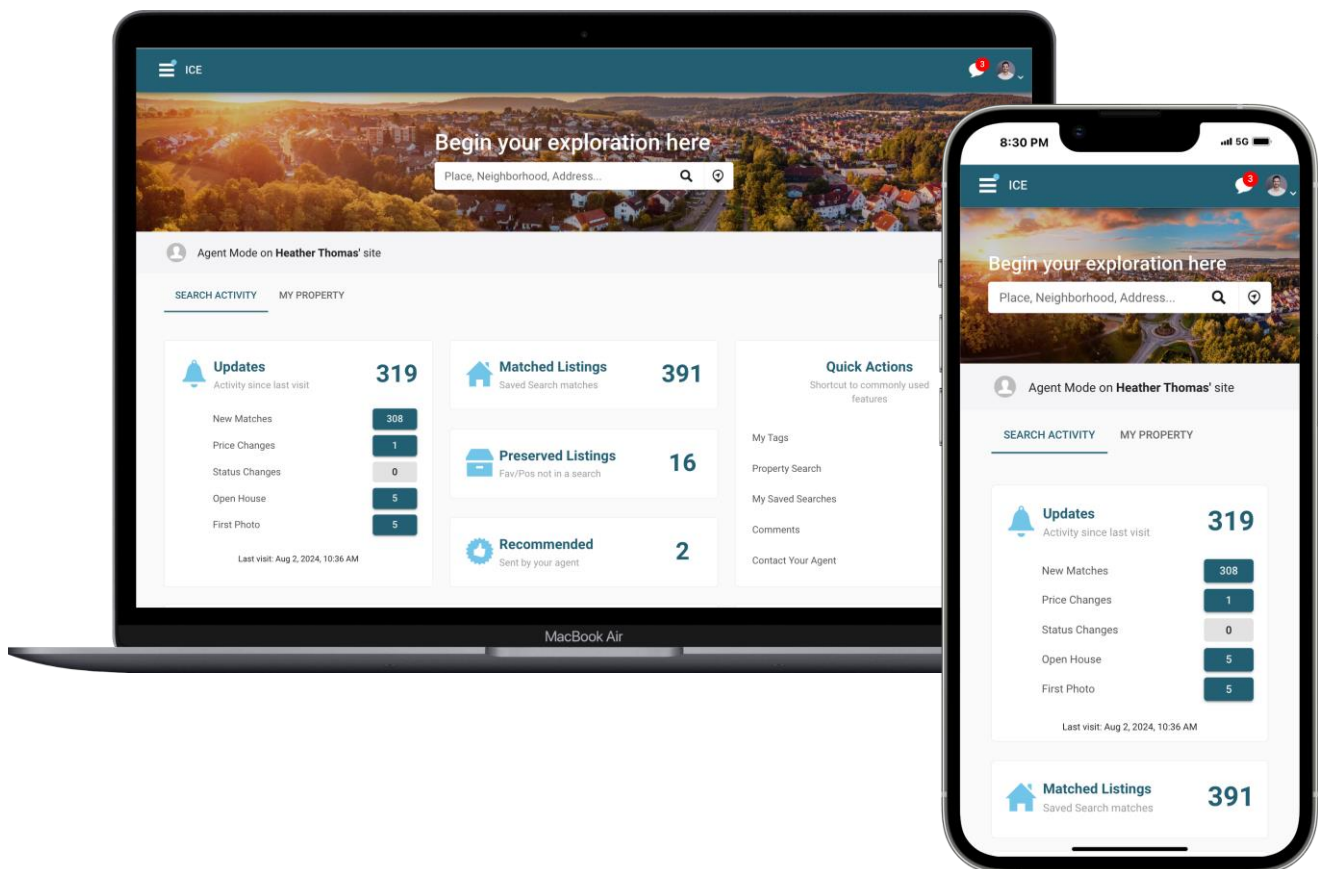
### Paragon Corrections and Improvements

- Update to Paragon Professional logo
- Improvement to rename Archive Matches to Preserved Listings to match new Collab Center
- Improvements the display of messages in the Message Center
- Correction to include Assign Contact to LIM Spreadsheet menu options
- Correction for Firm Ownership filter under Listings taking long time to load

## The all-new Collaboration Center – Coming October 1<sup>st</sup>!

Introducing the all-new Collaboration Center—now with faster, turbocharged performance to give your clients a seamless, enhanced experience. All searches, listings, and favorites will stay the same, with no changes to the setup process or email links. This upgrade is all about making things better and faster without disrupting what works.

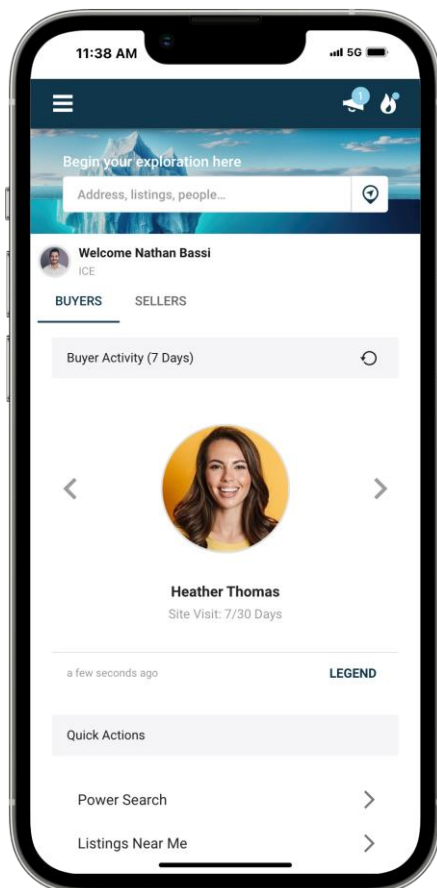
Some of the exciting new features include a refreshed dashboard for easy navigation, a banner address search for quicker results, and updated mapping capabilities to make finding properties a breeze. Clients can now compare up to 10 listings at once, ensuring informed decision-making. Plus, the bookmark site feature lets them easily save their favorite pages, while an improved mobile experience ensures everything looks and works perfectly, no matter what device they use. It's a whole new level of real estate collaboration!



## New Themes in Paragon Connect

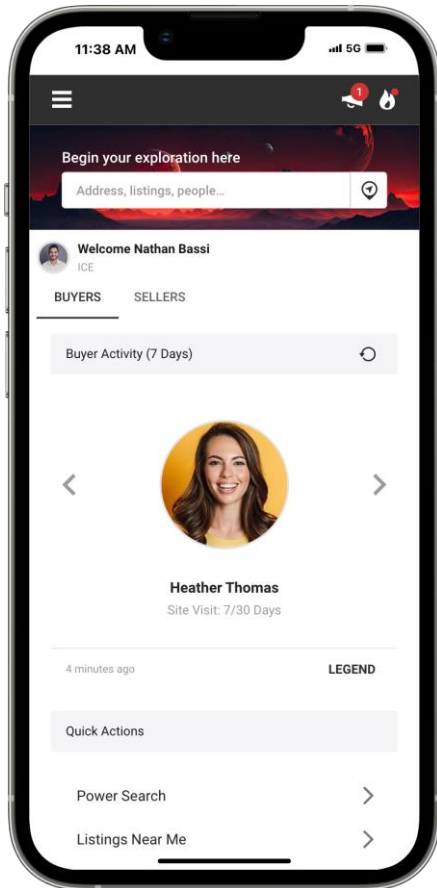
Why should Paragon Pro have all the fun? We've just added five exciting new themes to Paragon Connect! Now, you can personalize your Paragon Connect experience by updating the UI color theme directly from the system settings page. Dive in and choose your favorite from the latest theme options:

1. Ice Glacier
2. Galactic Force
3. Sugar Blast
4. Green Smash
5. Blue Blaze
6. Plumtastical (Current purple)



### Ice Glacier

Step into the crisp elegance of the ICE Glacier theme, where corporate sophistication meets a stunning palette of light and dark ice blues.

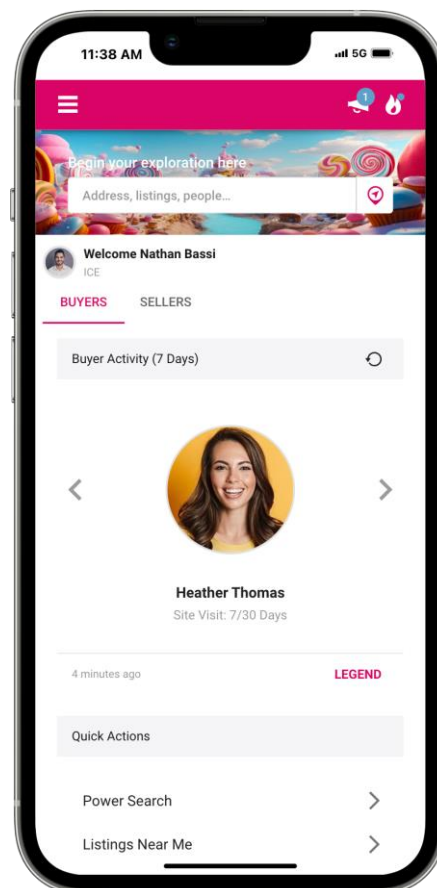


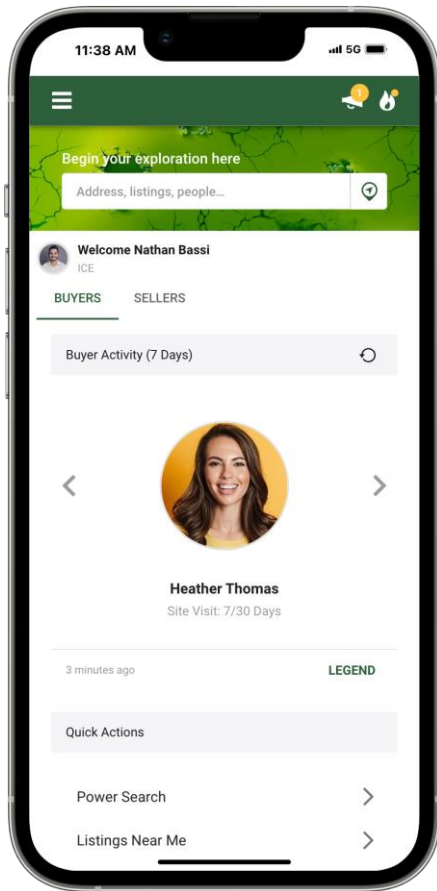
### Galactic Force

Unleash the power of the Galactic Force theme, where the galaxy's enigmatic blacks and reds create a mysterious allure.

### Sugar Blast

Unwrap a world of candy-coated fun with the Sugar Blast theme, where pink and blue sweet tooth dreams come true!



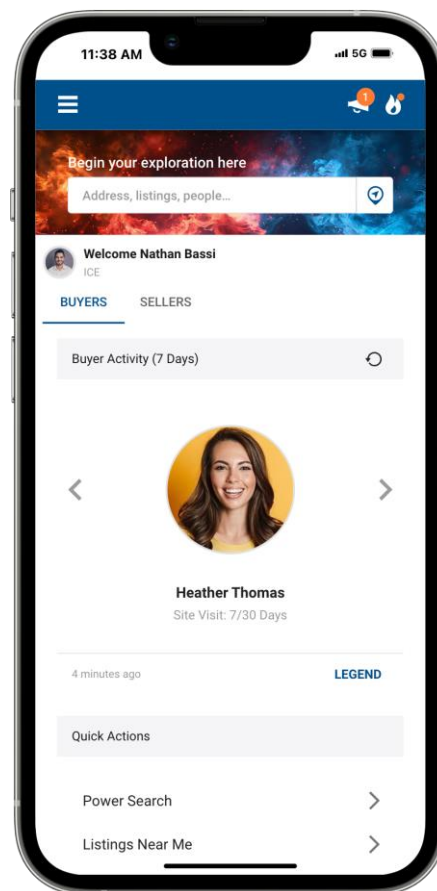


### Green Smash

Break through the ordinary with the Green Smash theme, smashing your way through the day with electrifying greens and vibrant yellows.

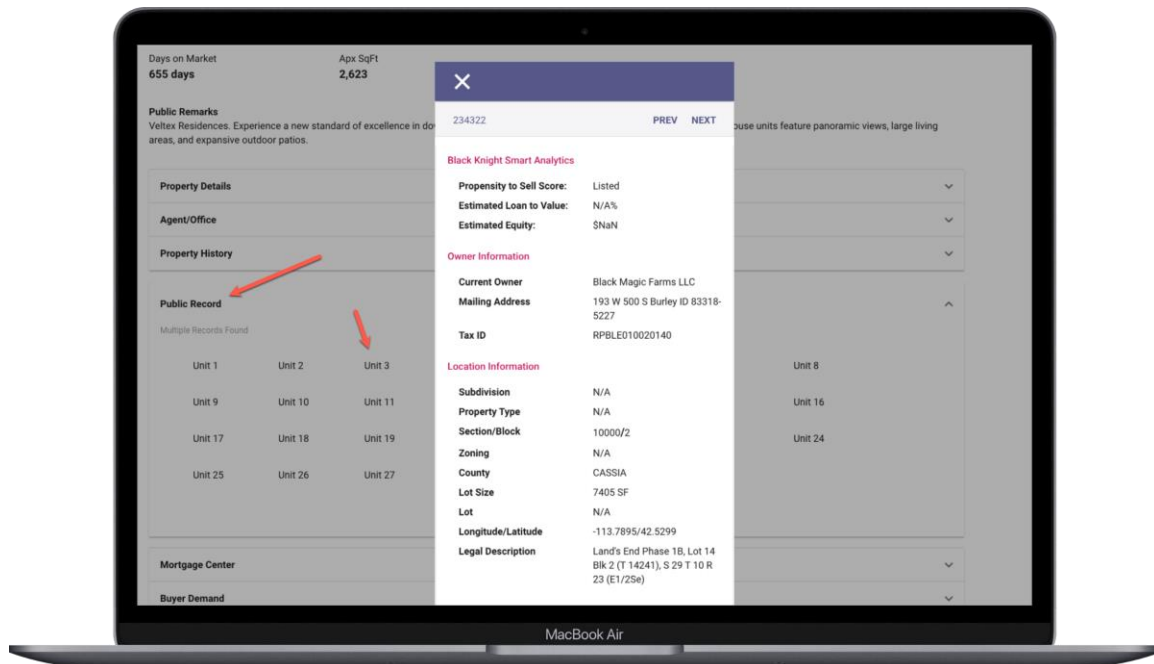
### Blue Blaze

Ignite your application with the Blue Blaze theme, where cool meets fiery for a strikingly dynamic look.



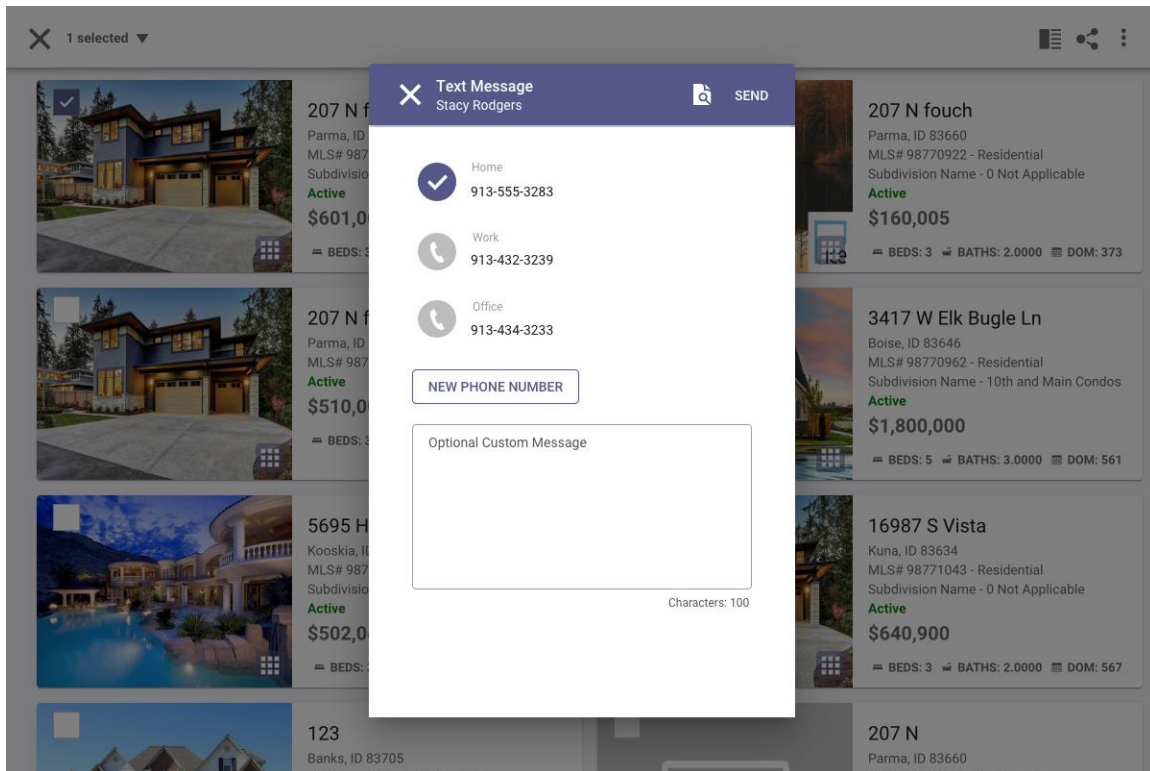
## Multiple Parcel - Detail View

When browsing condos or multi-unit listings, it's essential to have all the details at your fingertips. Now, when viewing the listing detail report, you'll find that each unit's public record data is just a click away. We've enhanced the public records section to display all available units, giving you the freedom to select and view the specific records you need. This update ensures you have complete access to every unit's information, making your search more efficient and thorough.



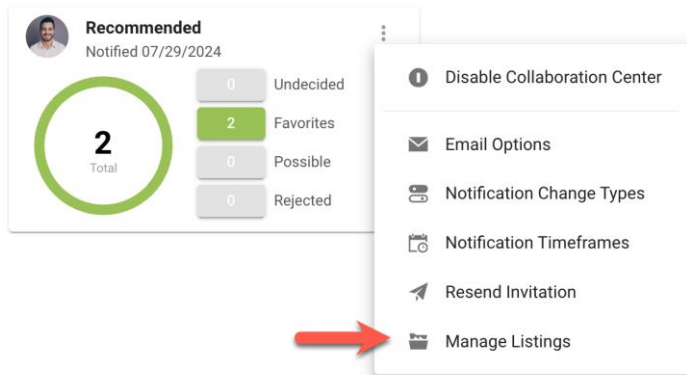
## Texting from Desktop

Texting is a game-changer in our applications, and we've just made it even better! Previously, users could effortlessly text from any mobile or MAC device. But with this latest update, we're taking it a step further. Now, you can send texts directly from any device, including Windows desktop machines, through Paragon Connect. Stay connected and communicate seamlessly, no matter what device you're using!

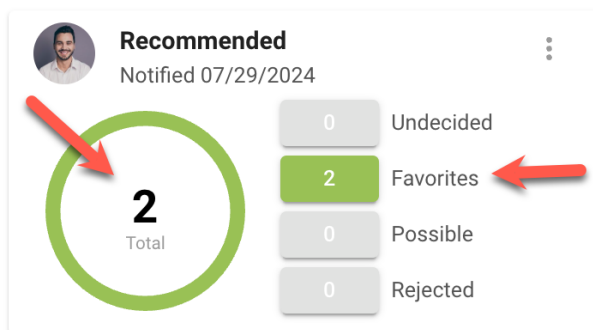


## Updates to managing Agent Recommended listings

We've streamlined the Agent Recommended section in your Contacts' Buyer Activity! Previously, you had to navigate through the "Manage Listings" option within the Agent Recommended Listings card to add, remove, or create notes. Now, all that functionality is right at your fingertips in any of the View Results options. Managing your recommended listings has never been easier!



Prior to this release, you could only manage listings from the overflow.



Now, you get the same manage listing options just by clicking on any of the views from the agent recommend card.